




MOOSE TANK PARTS B.V.











Ball Valve Airline

Product picture	Partnr	Description	€
	1000MTP00010	Ball Valve Airline 1½" BSP PCD103,5 (4xØ11mm)	_____
	1000MTP00020	Ball Valve Airline 1½" Flanged top PCD125 mm slotted	_____
	1000MTP00030	Ball Valve Airline double connection 1½" BSP - 1½" NPT	_____



MOOSE TANK PARTS B.V.




Ball Valve Airline Parts

Product picture	Partnr	Description	€
	1000MTP01000	Ball Valve Airline 1½" Top seal	_____
	1000MTP01010	Ball Valve Airline 1½" Bottom seal	_____
	1000MTP01020	Ball Valve Airline 1½" Handle BSP type (straight)	_____
	1000MTP01030	Ball Valve Airline 1½" Handle Flanged type (bend)	_____
	1000MTP01040	Ball Valve Airline 1½" Spindle	_____
	1000MTP01050	Ball Valve Airline 1½" Spindle seal kit	_____
	1000MTP01060	Ball Valve Airline 1½" Ball	_____
	1000MTP01070	Ball Valve Airline 1½" Gauze filter	_____
	1000MTP01080	Ball Valve Airline 1½" Snap ring	_____
	1000MTP01090	Ball Valve Airline 1½" Gauge protector	_____



MOOSE TANK PARTS B.V.

Ball Valve Standard

Product picture	Partnr	Description	€
	1000MTP02000	Ball Valve 1pce ¼" SS 316 BSP female with lock	_____
	1000MTP02010	Ball Valve 1pce ⅜" SS 316 BSP female with lock	_____
	1000MTP02020	Ball Valve 1pce ½" SS 316 BSP female with lock	_____
	1000MTP02030	Ball Valve 1pce ¾" SS 316 BSP female with lock	_____
	1000MTP02040	Ball Valve 1pce 1" SS 316 BSP female with lock	_____
	1000MTP02050	Ball Valve 1pce 1¼" SS 316 BSP female with lock	_____
	1000MTP02060	Ball Valve 1pce 1½" SS 316 BSP female with lock	_____
	1000MTP02070	Ball Valve 1pce 2" SS 316 BSP female with lock	_____
	1000MTP02080	Ball Valve 1pce 2½" SS 316 BSP female with lock	_____
	1000MTP02090	Ball Valve 1pce 3" SS 316 BSP female with lock	_____
	1000MTP02100	Ball Valve 2pce ¼" SS 316 BSP female with lock	_____
	1000MTP02110	Ball Valve 2pce ⅜" SS 316 BSP female with lock	_____
	1000MTP02120	Ball Valve 2pce ½" SS 316 BSP female with lock	_____
	1000MTP02130	Ball Valve 2pce ¾" SS 316 BSP female with lock	_____
	1000MTP02140	Ball Valve 2pce 1" SS 316 BSP female with lock	_____
	1000MTP02150	Ball Valve 2pce 1¼" SS 316 BSP female with lock	_____
	1000MTP02160	Ball Valve 2pce 1½" SS 316 BSP female with lock	_____
	1000MTP02170	Ball Valve 2pce 2" SS 316 BSP female with lock	_____
	1000MTP02180	Ball Valve 2pce 2½" SS 316 BSP female with lock	_____
	1000MTP02190	Ball Valve 2pce 3" SS 316 BSP female with lock	_____
	1000MTP02200	Ball Valve 3pce ¼" SS 316 BSP female with lock	_____
	1000MTP02210	Ball Valve 3pce ⅜" SS 316 BSP female with lock	_____
	1000MTP02220	Ball Valve 3pce ½" SS 316 BSP female with lock	_____
	1000MTP02230	Ball Valve 3pce ¾" SS 316 BSP female with lock	_____
	1000MTP02240	Ball Valve 3pce 1" SS 316 BSP female with lock	_____
	1000MTP02250	Ball Valve 3pce 1¼" SS 316 BSP female with lock	_____
	1000MTP02260	Ball Valve 3pce 1½" SS 316 BSP female with lock	_____
	1000MTP02270	Ball Valve 3pce 2" SS 316 BSP female with lock	_____
	1000MTP02280	Ball Valve 3pce 2½" SS 316 BSP female with lock	_____
	1000MTP02290	Ball Valve 3pce 3" SS 316 BSP female with lock	_____

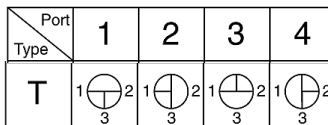
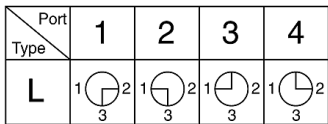




MOOSE TANK PARTS B.V.

Ball Valve Standard



Product picture	Partnr	Description	€
	1000MTP02300	Ball Valve 3pc 1/4" SS 316 BSP weld ends with lock	_____
	1000MTP02310	Ball Valve 3pc 3/8" SS 316 BSP weld ends with lock	_____
	1000MTP02320	Ball Valve 3pc 1/2" SS 316 BSP weld ends with lock	_____
	1000MTP02330	Ball Valve 3pc 3/4" SS 316 BSP weld ends with lock	_____
	1000MTP02340	Ball Valve 3pc 1" SS 316 BSP weld ends with lock	_____
	1000MTP02350	Ball Valve 3pc 1 1/4" SS 316 BSP weld ends with lock	_____
	1000MTP02360	Ball Valve 3pc 1 1/2" SS 316 BSP weld ends with lock	_____
	1000MTP02370	Ball Valve 3pc 2" SS 316 BSP weld ends with lock	_____
	1000MTP02380	Ball Valve 3pc 2 1/2" SS 316 BSP weld ends with lock	_____
	1000MTP02390	Ball Valve 3pc 3" SS 316 BSP weld ends with lock	_____
	1000MTP02400	Ball Valve 3-way L-type 1/4" SS 316 BSP female with lock	_____
	1000MTP02410	Ball Valve 3-way L-type 3/8" SS 316 BSP female with lock	_____
	1000MTP02420	Ball Valve 3-way L-type 1/2" SS 316 BSP female with lock	_____
	1000MTP02430	Ball Valve 3-way L-type 3/4" SS 316 BSP female with lock	_____
	1000MTP02440	Ball Valve 3-way L-type 1" SS 316 BSP female with lock	_____
	1000MTP02450	Ball Valve 3-way L-type 1 1/4" SS 316 BSP female with lock	_____
	1000MTP02460	Ball Valve 3-way L-type 1 1/2" SS 316 BSP female with lock	_____
	1000MTP02470	Ball Valve 3-way L-type 2" SS 316 BSP female with lock	_____
	1000MTP02480	Ball Valve 3-way L-type 2 1/2" SS 316 BSP female with lock	_____
	1000MTP02490	Ball Valve 3-way L-type 3" SS 316 BSP female with lock	_____
	1000MTP02500	Ball Valve 3-way T-type 1/4" SS 316 BSP female with lock	_____
	1000MTP02510	Ball Valve 3-way T-type 3/8" SS 316 BSP female with lock	_____
	1000MTP02520	Ball Valve 3-way T-type 1/2" SS 316 BSP female with lock	_____
	1000MTP02530	Ball Valve 3-way T-type 3/4" SS 316 BSP female with lock	_____
	1000MTP02540	Ball Valve 3-way T-type 1" SS 316 BSP female with lock	_____
	1000MTP02550	Ball Valve 3-way T-type 1 1/4" SS 316 BSP female with lock	_____
	1000MTP02560	Ball Valve 3-way T-type 1 1/2" SS 316 BSP female with lock	_____
	1000MTP02570	Ball Valve 3-way T-type 2" SS 316 BSP female with lock	_____
	1000MTP02580	Ball Valve 3-way T-type 2 1/2" SS 316 BSP female with lock	_____
	1000MTP02590	Ball Valve 3-way T-type 3" SS 316 BSP female with lock	_____




MOOSE TANK PARTS B.V.



Ball Valve Wafer type

Product picture	Partnr	Description	€
	1000MTP10000	Ball valve Wafer type ¼" SS 316 with lock	_____
	1000MTP10010	Ball valve Wafer type ⅜" SS 316 with lock	_____
	1000MTP10020	Ball valve Wafer type ½" SS 316 with lock	_____
	1000MTP10030	Ball valve Wafer type ¾" SS 316 with lock	_____
	1000MTP10040	Ball valve Wafer type 1" SS 316 with lock	_____
	1000MTP10050	Ball valve Wafer type 1¼" SS 316 with lock	_____
	1000MTP10055	Ball valve Wafer type 1½" SS 316 with lock	_____
	1000MTP10060	Ball valve Wafer type 2" SS 316 with lock	_____
	1000MTP10070	Ball valve Wafer type 2½" SS 316 with lock	_____
1000MTP10080	Ball valve Wafer type 3" SS 316 with lock	_____	
	1000MTP10200	Ball Valve Wafer type SS 316 with lock 2" - 3" [4x Ø18 pcd160 / 6x Ø14 pcd168]	_____

Ball Valve Split body Flanged type

	1000MTP11000	Ball valve Split body Flanged ¼" SS 316	_____
	1000MTP11010	Ball valve Split body Flanged ⅜" SS 316	_____
	1000MTP11020	Ball valve Split body Flanged ½" SS 316	_____
	1000MTP11030	Ball valve Split body Flanged ¾" SS 316	_____
	1000MTP11040	Ball valve Split body Flanged 1" SS 316	_____
	1000MTP11050	Ball valve Split body Flanged 1¼" SS 316	_____
	1000MTP11055	Ball valve Split body Flanged 1½" SS 316	_____
	1000MTP11060	Ball valve Split body Flanged 2" SS 316	_____
	1000MTP11070	Ball valve Split body Flanged 2½" SS 316	_____
1000MTP11080	Ball valve Split body Flanged 3" SS 316	_____	